

Table of Contents

- 1. Welcome Letter**
- 2. Mission Statement & Core Values**
- 3. Spotlight Overview**
 - 3.1 About Spotlight Dance and Acrobatics**
 - 3.2 Parent & Dancer Expectations**
- 4. Spotlight Policies**
 - 4.1 Attendance & Tardiness**
 - 4.2 Dress Code & Appearance**
 - 4.3 Holiday Dress-up**
 - 4.4 Behavior & Code of Conduct**
 - 4.5 Communication Channels**
- 5. Important Dates & Events**
 - 5.1 Recital, Showcase, other Events**
 - 5.2 Description of Events**
- 6. Financial Commitments**
 - 6.1 Tuition & Payment Plans**
 - 6.2 Costume and Deposits**
 - 6.3 Fundraising Opportunities**
- 7. Health & Safety**
 - 7.1 Injury Prevention**
 - 7.2 Illness Policy**
- 8. Parent & Family Involvement**
 - 8.1 Volunteer Opportunities**
 - 8.2 Team Parents**
 - 8.3 Parent Code of Conduct**
 - 8.4 Studio Etiquette**
- 9. Appendices**
 - A. Full year schedule including no class dates and holiday breaks.**
 - B. Class description and details**
 - C. FAQ**

1. Welcome Letter – Competitive Dance Season [2025–2026]

Dear Dancers and Family,

Welcome to a brand-new season with Spotlight Dance and Acrobatics. We are so excited to have you join us for the [2025–2026] dance season. Whether you're returning to our studio or stepping into the studio with us for the first time, we are thrilled to have you as part of our dance family.

This season promises to be filled with growth, artistry, hard work, and unforgettable memories. Our coaching staff has been preparing for months to bring our dancers an inspiring, challenging, and supportive environment. We will focus not only on refining technique and performance skills but also on building strong connections and a mindset rooted in discipline, confidence, and passion.

We believe in the potential of each dancer and can't wait to see what we accomplish together this season. Thank you for your dedication and for choosing SDA as your dance home.

Let's make this our best season yet!

With excitement,

Morgan McNabb

Artistic Director

Spotlight Dance and Acrobatics

304-590-1791/ spotlightcreativedance@gmail.com

2. 🌟 **Core Values**

At our studio, we believe that every dancer—regardless of age, level, or experience—deserves a safe, encouraging, and empowering space to learn and grow. Our recreational program is guided by the following core values:

💖 **Inclusivity**

We welcome all dancers and families with open arms. Every student has a place in our studio and is celebrated for who they are.

🎯 **Growth Over Perfection**

We value progress, effort, and personal improvement more than perfection. Each dancer's journey is unique, and we're here to support them every step of the way.

🤝 **Respect**

We treat each other with kindness and respect—both in and out of the classroom. This applies to students, parents, instructors, and peers.

💪 **Confidence Building**

We aim to boost self-esteem through movement, creativity, and positive reinforcement. Our classes are a space to express, explore, and shine.

💛 **Teamwork & Community**

Dance is more than just steps—it's about connection. We foster teamwork, studio spirit, and supportive friendships in every class.

3.0 Spotlight Overview

3.1 About Our Studio

Spotlight Dance is more than just a place to dance—it's a community where passion meets purpose, and where every dancer is encouraged to grow both as an artist and as an individual.

Founded in 2009, our studio was built on the belief that with the right balance of structure, support, and inspiration, every dancer can reach their fullest potential. We offer high-quality instruction in a wide range of styles including Ballet, Jazz, Tap, Acrobatics, Contemporary, Hip-Hop, and much more with a special focus on Competitive and Company based dance structure.

Whether students are dancing for fun, fitness, or to pursue a professional path, we are committed to creating a positive, disciplined, and inclusive environment that promotes creativity, confidence, and teamwork.

Our competitive dance company represents the heart of our training program—where dancers are challenged, supported, and given opportunities to perform and compete at a high level. Through rehearsals, training, and team experiences, we aim to instill values that go beyond dance: responsibility, integrity, resilience, and respect.

At Spotlight, every dancer matters. We are proud to be shaping not only strong performers, but strong people—and we're so honored to be a part of each dancer's journey.

3.2 Parent & Dancer Expectations

To help create a positive, safe, and organized environment for everyone, we ask that both dancers and parents follow these expectations throughout the season.

Dancer Expectations:

- Arrive on time and prepared for class, dressed according to the dress code.
- Show respect to instructors, classmates, and studio staff at all times.
- Keep a positive attitude and be open to learning new skills and corrections.
- No gum, food, or cell phone use during class.
- Take care of studio spaces and help keep them clean.

Parent Expectations:

- Ensure your dancer arrives on time and is properly dressed for class.
- Notify the studio in advance if your dancer will be absent.
- Encourage your dancer to be consistent, confident, and respectful.
- Communicate any questions or concerns through proper channels (email, front desk, or scheduled meetings with instructors).
- Support a healthy and encouraging dance environment for all dancers.

Together, we can make every dancer's experience fun, uplifting, and full of growth!

4.0 Spotlight Policies

4.1 Attendance Policy:

Consistent attendance is key to a dancer's progress, confidence, and overall experience in class. While we understand that illness and emergencies happen, we ask families to make dance a priority whenever possible.

What We Expect:

- Dancers should attend all scheduled classes throughout the season.
- If your dancer will be absent, please notify the studio in advance by phone, email, or through your studio portal.
- Excessive absences (more than 3 unexcused) may result in your dancer falling behind, especially when preparing for recital routines.

Recital Participation:

- Dancers must attend all classes regularly in the 8 weeks leading up to recital to participate in the performance.
- Missing tech rehearsals or dress rehearsals may result in removal from the recital number, at the discretion of the instructor or director.

We want every dancer to feel confident and stage-ready—and regular attendance helps us get there together!

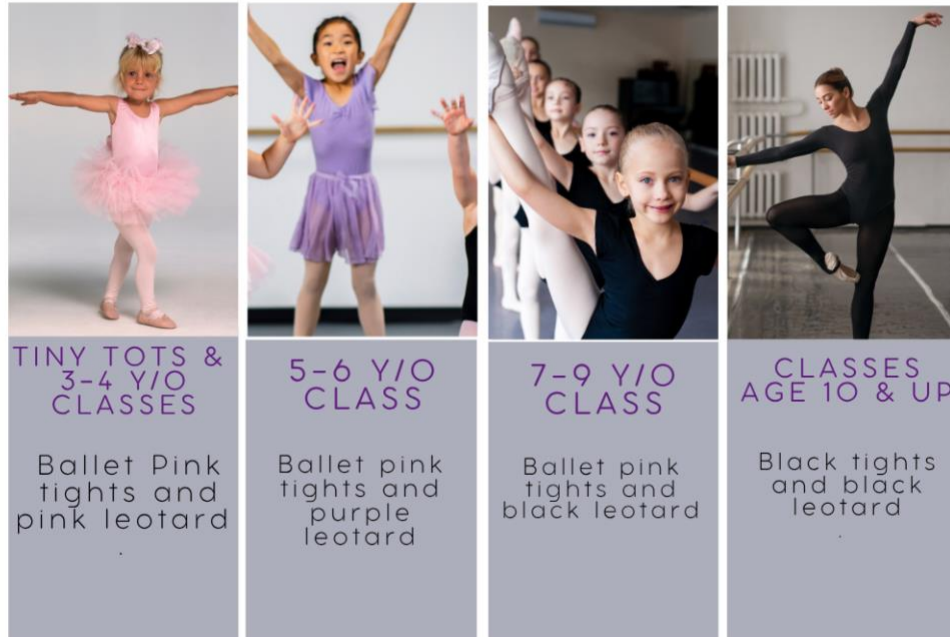
4.2 Dress-code and Appearance:

At Spotlight, we believe that how a dancer presents themselves in class reflects their level of professionalism, discipline, and respect—for their craft, instructors, and team. Our dress code ensures that every dancer is prepared, focused, and able to move safely and effectively in all classes.

General Expectations:

- Dancers must arrive dressed and ready to dance before the start of class.
- Hair must be neatly secured away from the face in a bun or tight ponytail (style may vary depending on the class).
- All dancewear should be clean, fitted, and appropriate for movement—no oversized or baggy clothing unless specified (e.g., hip hop).
- No jewelry (stud earrings are okay) and no gum during class or rehearsals.
- Dancers are expected to maintain proper hygiene and take care of their personal appearance.

Spotlight Dress-code 2025-2026 Season



Hip-Hop class only- anything you can dance in,
sneakers (no street shoes) mandatory! No
jeans or Jean shorts.

Ballet technique only- ballet pink tights, black
leotard

**Leotard or Unitard required for
all Acro/Tumbling classes!! (can
be any color)**

Shoes for class

- **Tiny Tots:** Ballet shoes- <https://a.co/d/ictUUU1>

- **Age 3-4 Class:** Tap shoes- <https://a.co/d/j0H46gB> Ballet shoes- <https://a.co/d/ictUUU1>
- **Age 5-6 Class: Tap-** <https://a.co/d/j0H46gB> Ballet shoes- <https://a.co/d/fbkPgOy>
- **Age 7-9 y/o Class:** Tap- “So DANCA” Beginner- ribbon tied Tap shoes in BLACK. (Amazon, discount dance), Ballet- “BLOCH” Elastic, split-sole, ballet pink shoes, Jazz shoes: Studio will size and order for you at registration.
- **Age 10 and up:** Tap- “Theatricals” Lace-up BLACK tap shoes, Ballet- “BLOCH” Elastic, split-sole, ballet pink shoes, Jazz shoes: Studio will size and order for you at registration.
- **ACRO CLASSES:** Barefoot, no socks or shoes allowed for this class.
Note: Dancers in age “4-6 y/o” class follow dress code for the “5-6 y/o” class.

4.3 Optional Holiday Dress Up:

October 2025

- **Oct 20–34th– Halloween Costume Week**
Wear a dance-friendly costume to class! (Must be safe to move in – no masks or props)

November 2025

- **Week of Nov 17–21st – Give Thanks Week**
Dress in fall colors or grateful-themed shirts (we’ll talk about what we’re thankful for in class!)

December 2025

- **Week of Dec 15th-20th – Christmas Pajama Week!**

February 2026

- **Week of Feb 9–13th – Valentine’s Week**
Wear pink, red, or heart-themed attire to class!

March 2026

- **Week of March 16–20th – St. Patrick’s Week**
Wear green to class all week — don’t get pinched!

4.4 Behavior and Code of Conduct

Behavior & Code of Conduct

To ensure a positive, safe, and respectful environment for all dancers, families, and instructors, we ask that every student always follow our studio’s code of conduct.

In-Class Expectations

- Arrive on time, dressed appropriately, and ready to dance.
 - Show respect to teachers, classmates, and studio staff.
 - Listen when the teacher is talking and follow directions the first time.
 - Keep hands and feet to yourself—no rough play or distractions during class.
 - Give your best effort and maintain a positive attitude.
 - Cell phones must be silenced and kept in bags during class time.
-

Respecting Our Space

- Take care of studio property, furniture, and equipment.
 - Clean up after yourself and keep personal items in designated areas.
 - No food, gum, or open drinks in the studios (water bottles only).
-

Respect for Others

- Kindness is required—no teasing, gossip, or exclusion of any kind.
 - Encourage fellow dancers and celebrate each other's progress.
 - Be welcoming to new students and a team player in every class.
-

Parent & Family Conduct

- Set a positive example by being respectful to instructors, staff, and other families.
 - Address questions or concerns privately and appropriately—never during class or in front of students.
 - Support your dancer with encouragement and consistency.
-

We believe in nurturing not only great dancers, but great humans. Let's work together to create a space where every dancer feels supported, challenged, and safe to be themselves!

4.5 Communication Channels

- **Financial questions, comments, concerns:** *Mekenzi Brooks- 304-542-6879*
- **Parent Portal questions:** *Mekenzi McNabb- 304-542-6879*
- **Schedule conflicts, absences, etc.:** *Morgan McNabb- 304-590-1791*
- **Any issues involving "Drama" whether it be with students, parents, instructors, etc must be emailed: spotlightcreatedance@gmail.com and will be scheduled to speak in person. We will no longer communicate such concerns via text or phone call.**
- **Questions about dances, parades, or any other event will need to be communicated to the team mom for your group. The team mom will then communicate these concerns with the instructors or problem solve the situation.**

We spend 6 days a week teaching REC and competitive dancers, and we spend 3-4 hours a day working on the business part of the studio. We have over 100 dancers, so it is hard for us to text everyone. What little bit of time we have left, we need to spend with our children and family. Thank you for understanding and respecting this.

Please do not stay and talk to instructors after class, as they have classes back to back they need to tend to. ALL concerns need to be communicated during appropriate hours. Our instructors and directors are very busy and do not want receive texts before or after office hours unless it's an emergency situation. (M-F 9am-1pm). Remember to follow the guide above.

5.0 Important Dates and Events

5.1 Recital, Showcase, and other events

- **Christmas Show- December 13th, 2025 @ The Little Theatre.** All comp dancers will be a part of this show.
- **Charleston Christmas parade-** Typically the **first Thursday in December.** Finalized date TBA. (Mandatory)
- **SA Christmas parade-** Typically the **first Saturday in December.** Finalized date TBA. (optional)
- **Spring Show Reveal Party-** Tentative date (Feb. 28th) - Location: Saint Francis
- **Spring Recital- May 24th @ The Clay Center for the Arts** Mandatory for all comp dancers.

5.3 Description of Events

- Christmas show: Dancers will perform one dance in the Christmas show, showcasing skills they have learned from the Fall Season of dance. There will be a rehearsal the morning of the show. We will have time slots for each dance to make it run quicker.
- Charleston Christmas Parade: To perform in this parade, all Recreational dancers must be age 10 and up, capable of learning a routine and performing it throughout the parade and will be required to purchase the Parade costume.
- Saint Albans Christmas Parade: This parade is open to the whole studio. Space on the trailer is limited. Sign-ups for this will be sent out in November. **Charleston parade dancers will also perform in this parade.**
- Reveal Party: Our 2nd Annual Reveal party will showcase select models from each dance class and model the classes **costumes** for the Spring recital.
- Spring Recital: This is our big end of the year show. Dancers age **18mo-2y/o will have one dance in the recital, age 3-4 y/o = 2 dances, age 5-9 = 3 dances, age 10 and up 1-4 dances depending on classes they take.**

Note: number of dances varies depending on how many classes your child takes.

6.0 Financial Commitment

6.1 Tuition and payment plans:

Tuition Policy

Tuition is based on the **full dance season** (September–May) and is divided into **equal monthly payments** for your convenience. Tuition is **not prorated** for short months, holidays, or absences.

Monthly Tuition Basics

- Tuition is **due on the 1st of each month.**
- A **late fee of \$15** will be applied after the **10th of the month.**
- Payments can be made online, in person, or auto-drafted if set up.

Missed Classes & Refunds

- Tuition holds your dancer's spot in class and is **non-refundable**, regardless of attendance.

- Missed classes may be made up in a similar level class when available, but **credits are not issued** for missed classes.

Important Notes

- A **registration fee** is due upon enrollment.
- Dancers must be current on tuition to participate in performances, competitions, or special events.
- If withdrawing from a class, written notice must be submitted **15 days in advance** to avoid future charges.

Please contact the studio with any questions about your account. We're here to help!

Tuition Policy

Tuition is based on the **full dance season** (September–May) and is divided into **equal monthly payments** for your convenience. Tuition is **not prorated** for short months, holidays, or missed classes.

Monthly Tuition Basics

- Tuition is **due on the 1st of each month**
- A **\$25 late fee** applies after the 2nd week of each month.
- Payment methods: online portal, in person, or auto-pay (preferred method and you may opt in on your parent portal)
- Tuition holds your dancer's spot and is **non-refundable**

Missed Classes & Refunds

- No refunds or credits for absences
- Make-up classes may be offered if class is canceled due to weather
- Withdrawal requires **15-day written notice**

Tuition Scale (Monthly Pricing)

Based on total weekly class time per student

Weekly Class Time Monthly Tuition

30 minutes	\$60
45 minutes	\$65
1 hour	\$75
1 hour 15 minutes	\$85
1 hour 30 minutes	\$95
1 hour 45 minutes	\$105
2 hours	\$115
2 hours 15 minutes	\$125
2 hours 30 minutes	\$135
2 hours 45 minutes	\$145
3 hours	\$155
3 hours 15 minutes	\$165

3 hours 30 minutes \$175
3 hours 45 minutes \$185
4 hours \$195
4 hours 15 minutes \$200
4 hours 30 minutes \$205 (Tuition Cap)

💡 Tuition is capped at \$205/month per dancer. Additional classes beyond 4.5 hours are included at no extra cost, unless part of Company or specialty programs.








Note: Added Acro classes are an additional \$20 a month, on top of hourly rates. This increase is due to the popularity of the class and intensive training our acro teacher goes through to provide top notch training. Example: If you take a dance class (45 min) and an acro class (45min) hourly rate= \$90 + additional \$20= \$110 monthly tuition. Dance class (30 min) Acro class (30min) hourly rate=\$75 + additional \$20=\$95 and so forth.

Registration Fee: \$50 per family

What Does the Registration Fee Cover?

The **registration fee** is a one-time, non-refundable annual fee due at the time of enrollment. It helps us prepare for a successful and professional season by covering several behind-the-scenes costs.

Your registration fee includes:

-  **Administrative processing** of your dancer's enrollment
-  Access to our **online parent portal** and studio communication tools
-  Seasonal welcome materials and **important studio updates**
-  **Insurance and liability coverage** for dancers and staff
-  **Classroom supplies** and general studio maintenance
-  **Music licensing fees** to legally use music in class and performances
-  **Reserves your dancer's spot** in their selected class(es)

This fee supports the systems and resources that keep your dancer's experience safe, legal, and smooth from start to finish!

Discounts:

- **Sibling Discount.** - **20% off** tuition for each additional sibling
- **Military/First Responders Discount-** **10% off** tuition (Must show I.D and must be the parent of the dancer)

Things to Keep in Mind

Required automatic payment or on-time status to keep discounts active.

6.2 Costume and Deposits

Spring Costumes range between \$65-\$100 per costume, depending on age and dances they are in.

Please note the Spring costume deposit and balance schedule:

- Deposits due by **September 25th** (\$50 per costume per routine)
- Balance due by **November 10th** (Remaining balance to cover Spring Recital Costumes).

- These dates are not optional, we must have all costumes ordered by end of November. We understand that this is before Christmas, so you may start paying toward these fees as soon as September on your portal.

For example: If your dancer is in 3 dances you will have 3 costume deposits due **September 25th** and the remaining balance will be due by **November 10th** If your dancer is in an odd number of dances, most of the **Missing an assigned due date can result in a \$20 late fee. This includes all fees and invoices.**

If a company member violates this handbook/commitment/contract and quits or is dismissed, there will be NO refunds on any costume deposits and/or costume amounts paid.

****Dancers will not receive costumes until they're paid in full. No exceptions this year. If costumes need alterations or repairs after they've been passed out, parents are responsible for those alterations.**

Extra expenses:

- **Christmas costumes** will be decided by the instructor of the class. The instructor will either order a costume from a costume site or inform parents of a color scheme or theme to follow and put together their own costume for the Christmas show. Either option will usually cost a parent between **\$60-\$90**.
- **Spring Recital Participation fee: \$55**
- **Christmas Show Participation fee: \$30**

Note: these fees no longer include a ticket. Backstage volunteers will not need a ticket but will have to remain backstage.

- **Optional Studio Merchandise**
- **Performance Jewelry-** Studio will place a large order. **Fees are typically \$5-\$30 depending on size and what each dancer needs.**
- **Makeup and hair products for shows**

SCHEDULE OF PAYMENTS FOR MONTHLY TUITION AND COSTUME DEPOSITS

What you are paying for:	Date Due
--------------------------	----------

Registration Fee	Due Upon registration for the new season
September Tuition	Due by September 1st
1 st costume deposit	By September 25th
October tuition	By October 1st
November tuition	By November 1 st
Final Costume Balance	By November 10 th
December tuition Christmas Show Tickets on sale	By December 1 st Week of December 8th
January tuition	By January 1st
February tuition	By February 1st
March tuition Spring Recital Fee	By March 1 st By March 25th
April Tuition	By April 1st
May tuition	By May 1st
Purchase Recital tickets	Recital week

6.3 Fundraising opportunities

Designated Team Parents of the class can set up different fundraisers throughout the year for their class. The studio instructors and directors have no participation but **must approve the fundraiser beforehand.**

7.0 Health & Safety

7.1 Injury Prevention

If You Are Injured:

- Report injuries to your teacher immediately—no matter how minor.
- Dancers with injuries may be asked to observe class and take notes while recovering.
- A dancer may need a doctor’s note to return to full activity, depending on the injury.
- Modified participation or physical therapy exercises may be allowed with instructor approval.

Our Studio’s Role:

We are committed to:

- Teaching proper technique and alignment
- Encouraging safe training practices
- Monitoring dancer workload and physical stress
- Supporting recovery and healthy mindsets around injury

7.2 Illness Policy

At Spotlight Dance Company, the health and well-being of our dancers, staff, and families is a top priority. We expect all dancers to take responsibility for keeping themselves—and others—safe and healthy by following our illness guidelines.

When to Stay Home:

Please keep your dancer home if they have any of the following symptoms:

- Fever (100.4°F or higher)
- Persistent cough or sore throat
- Vomiting or diarrhea within the last 24 hours
- Shortness of breath or difficulty breathing
- Unexplained rash or contagious condition (e.g. pink eye, flu, strep)

If a Dancer Becomes Ill at the Studio:

- A staff member will contact the parent/guardian to pick the dancer up promptly.
- The dancer may be asked to rest in a separate space until they are picked up.

Make-Up & Observing Policy:

- Dancers who are mildly ill but able to focus may be allowed to observe class in-person.
- In cases of extended illness, dancers should communicate with their instructor or the director to stay up to date with choreography and corrections.

Studio Sanitation:

We clean and disinfect high-touch areas regularly and ask all dancers to:

- Wash hands before and after class
- Avoid sharing water bottles, makeup, or personal items
- Stay home if feeling unwell

We appreciate your cooperation in helping us maintain a safe and healthy environment for everyone. Prioritizing health is not only responsible—it's part of being a respectful teammate.

8.0 Parent & Family Involvement

8.1 Volunteer Opportunities

Throughout the year, we will offer several volunteer opportunities that allow you to get involved, support your dancer, and contribute to our studio community.

Volunteer Roles May Include:

- **Fundraising Help** – Coordinating events, setting up, or assisting with studio fundraisers
- **Studio Events** – Volunteering at recitals, team bonding events, photo day, or holiday parties
- **Team Parents** – Helping communicate details to group parents and being an extra hand throughout the year.

How to Get Involved:

Opportunities will be shared via email or studio announcements, and sign-up sheets will be made available throughout the season. We encourage every family to contribute in a way that works for them, whether it's a one-time event or ongoing support.

Your time and energy make a difference—and your involvement helps us build a stronger, more connected studio family.

8.2 Team Parents

Team Parents play a vital role in the success of our dance program. These individuals volunteer their time to help keep lines of communication open between studio staff and families, assist with organization at events, and provide support to dancers during performances.

Responsibilities May Include:

- Help coordinate costumes, hair, and makeup details for the team
- Communicating reminders and updates from directors to fellow parents
- Organizing team snacks, water, or small gifts for events
- Assisting younger dancers backstage at recitals
- Help maintain a positive and encouraging atmosphere within the team

Team Parents are not responsible for disciplinary matters or class decisions—those remain solely under the direction of the studio staff.

We truly appreciate our Team Parents and the spirit of support, kindness, and teamwork they bring to the dance family. **If you're interested in volunteering, please receive the application form from the instructor at the first class of the season.**

8.3 Parent Code of Conduct

At Spotlight, we believe that a **positive, respectful environment** starts with the adults our dancers look up to. As a parent or guardian of a Spotlight dancer, you play a vital role in your child's experience and the overall success of our studio community.

By enrolling your child at Spotlight, you agree to the following standards of behavior:

Parent Expectations:

- Support your dancer with encouragement, patience, and positivity
- Treat all dancers, parents, teachers, and staff with respect and courtesy
- Refrain from gossip, drama, or negativity in person, online, or on social media
- Address concerns privately with the director—not in public spaces, group chats, or in front of your child
- Respect our teachers' expertise—do not coach your child from the sidelines or question choreography or casting decisions
- Ensure your dancer arrives on time, prepared, and dressed appropriately
- Be mindful that your attitude influences your dancer's mindset and experience
- Celebrate all dancers—not just your own—and promote good sportsmanship at all events

We Do Not Tolerate:

- Disruptive or disrespectful behavior toward staff, students, or other families
- Undermining instructors or creating division within the team
- Confrontations or criticism directed at other children
- Public complaints, social media rants, or spreading negativity

We're all here for the same reason—to help our dancers grow in skill, confidence, and love for the art of dance. Let's set the example and work together to create a studio culture that uplifts, empowers, and unites.

Thank you for being a valuable part of our Spotlight family.

8.4 Studio Etiquette (please review etiquette with your dancer and we will do the same)

To maintain a respectful, safe, and professional environment, all dancers are expected to always follow proper studio etiquette. These standards reflect our values at **Spotlight Dance**, and help ensure that every dancer can learn, grow, and thrive.

In the Studio:

- Arrive **on time** and be fully prepared for class—dressed appropriately and ready to dance.
- Enter quietly if a class is in session. Do not interrupt other classes or instructors.
- Always **respect instructors, staff, and fellow dancers**—use kind words, listen actively, and follow directions the first time.
- **No talking** during instruction unless asking a question or responding to a teacher.
- Keep your hands to yourself—no roughhousing or unnecessary contact with other dancers.
- Stay off your phone during class or rehearsals unless given permission.
- Come with a **positive, focused attitude** and be ready to give your best effort.

Personal Responsibility:

- Bring everything you need (dancewear, shoes, water, etc.) and **take care of your belongings**.
- Clean up after yourself—throw away trash, put away props, and keep dressing rooms tidy.
- Label all items—Spotlight is **not responsible** for lost or stolen personal property.

Respect for the Space:

- No food or gum is allowed in the studios (water only).
- Do not hang or lean on barres or mirrors.
- Treat the studio as your second home—**leave it better than you found it**.

Team Culture:

- Celebrate each other's successes and offer support when someone struggles.
- Use encouraging, uplifting language—this is a **drama-free zone**.
- You are part of a team—**how you show up affects everyone around you**.

By following studio etiquette, you show pride in yourself, your team, and your training. Dance is a **discipline**—and how you carry yourself in the studio reflects the kind of dancer and teammate you are becoming.

9.0 Appendices

A. No Class Dates/Last week of dance:

- **October 27th -31st- Fall Break (this time is used for instructors to pick out costumes for the year and finalize costume balances)**
- **November 26th -28th – Thanksgiving Break**
- **December 22-Jan 2nd – Christmas Break**
- **March 9th 13th- Spring Break**
- **May 18th -22nd Last week of dance**

Note: We follow KC Schools schedule for school closings regarding weather

B. Class descriptions

- **Pre-Tiny Tots (30 min)**- (Guardian assisted class)- For babies who can sit up on their own, love to wiggle around, and working on standing and walking on their own. (age **6mo-18mo**) This class teaches the basics of creative movement, forward rolls, uses musical instruments and props to get the babies active in class. (**No recital participation**)
- **Tiny Tots (30 min class)** - (Guardian assisted class)- For beginners (age **18mo.-2.5y/o**) who have never taken a structured class before. This class teaches some basics in ballet, Jazz, and Acro. Expect creative movement and watch your little one come out of their shell by the end of the year. (performs one dance in the Christmas and Spring recital) (**one Spring Recital Costume**)
- **Combination classes (45min-1 hour)** –(age 3-9 y/o) dancers learn Ballet, Tap, and Jazz techniques. We believe in creating well-rounded dancers and offering a combo class helps get the dancers involved in the main technical styles of dance. (**3 Spring Recital Costumes**)
- **Hip-Hop (30 min-1 hour)**- Hip-hop dance is a high-energy, expressive style rooted in street dance and urban culture. It features dynamic movement, rhythm-based choreography, and a strong emphasis on individuality and personal style. Dancers will learn foundational steps like popping, locking, and breaking, while also exploring current trends and freestyle techniques. Hip-hop encourages confidence, musicality, and creativity, making it a favorite among dancers of all ages. (**one recital costume**)
- **Ballet technique (1 hour-1 hour and 1/2)**- is the foundation of all dance styles, focusing on technique, posture, strength, and grace. Dancers learn classical positions, movements, and terminology while developing discipline and body awareness. Ballet builds a strong technical base that enhances performance in all other dance genres. Classes emphasize barre work, center floor, and across-the-floor combinations, tailored to each dancer's age and level.
- **Lyrical dance (30-1 hour)**- is a fusion of ballet and jazz that emphasizes emotion, storytelling, and fluid movement. Dancers interpret lyrics and music through expressive choreography, connecting deeply to the emotion behind each piece. This style promotes musicality, control, and personal expression, making it a favorite for dancers who enjoy combining technique with artistry. (**one recital costume**)
- **Jazz Dance- (30-1 hour)**- Jazz classes focus on flexibility, coordination, strength, and performance skills. Dancers will learn classic jazz technique as well as contemporary combinations that reflect current dance trends. This style is perfect for students who enjoy movement that is both technical and fun.

- **Tap Dance- (30-45min)**- Tap dance is a rhythmic and energetic style that turns the dancer into a percussion instrument. Using special shoes with metal plates, dancers create sounds and patterns through footwork. Tap builds musicality, timing, coordination, and listening skills. Classes include warm-ups, technique drills, and choreography that ranges from traditional to contemporary styles. It's a fun and engaging way for dancers to connect movement with music. **(one recital costume)**
- **Contemporary dance (30-45min)** Contemporary dance is a versatile and expressive style that blends elements of ballet, jazz, modern, and lyrical dance. It focuses on storytelling through movement, musical connection, and emotional expression. Dancers explore grounded movement, fluid transitions, improvisation, and dynamic contrasts in choreography. Contemporary encourages creativity, individuality, and body awareness while developing strong technique and performance skills
- **Acrobatics-(Acro) Dance (30 min-2 hours)**- Acro Dance blends classical dance technique with precision acrobatic elements. This style focuses on strength, flexibility, balance, and control while incorporating tumbling skills such as rolls, handstands, cartwheels, walkovers, back-hand springs, aerials, and more advanced skills. Acrobatics moves through progressions, to properly teach the technique before advancing. We find that this teaches awareness of the body and creates beautiful skills rather than sloppy tumbling. ***We highly suggest participants to be involved in a technique class to progress quicker in acrobatics.***
Depending on classes progression, all acro classes can showcase a “skills performance” in the recital.

C. FAQ: Frequently Asked Questions

- **How are class placements determined?**

Students are placed in classes based on age and experience. This ensures each dancer is in an environment where they can learn safely and confidently alongside peers at a similar developmental level. Our instructors monitor progress and will recommend moving a dancer up only if they are physically, technically, and emotionally ready. We believe in building strong foundations before advancing.

- **Can my child be moved to an older age group if they are advanced?**

While we understand some dancers may advance quickly, we will only move students up after careful evaluation by their instructors. Our goal is to keep dancers challenged but never overwhelmed, and we prioritize long-term growth over short-term placement.

- **What should my child wear to class?**

Each style has a specific dress code to ensure safety, comfort, and readiness. Please refer to the “Dress Code” section of this handbook for class-specific attire.

- **Can parents watch class?**

To minimize distractions and help dancers focus, most of our classes are closed to observers. We offer parent observation days during the season and regular updates so you can stay connected with your dancer’s progress.

- **What if my child misses a class?**

We understand that absences happen. We encourage consistent attendance for the benefit of both individual dancers and the group. Please notify us in advance if your child will be absent. Make-up classes may be offered when available.

- **How do I stay informed about important dates and updates?**

We send regular studio emails, maintain a private studio Facebook group, and update our website and bulletin board often. Please be sure we have your current contact information.

- **What if my child is nervous or shy in class?**

This is completely normal—especially at the beginning of the season. Our instructors are trained to create a welcoming and supportive environment. With time and encouragement, most dancers become more comfortable and confident.

- **Is recital participation required?**

While recital is not required, it is highly encouraged! Performing on stage is a wonderful experience that celebrates each dancer’s hard work and growth. If your child is unable to participate, please notify us at the beginning of the season.

- **What is included in the recital fee/costume fee?**

Recital fees cover your dancer’s costume, music licensing, stage rental, staff support, and other production costs. A detailed breakdown and due dates will be shared early in the season.

- **How will I know which classes are performing in the recital?**

Most recreational classes participate in the annual recital. Once routines are assigned, we’ll send home a recital packet with details on dates, costumes, music, and showtimes.

- **Can my child participate in extra performance opportunities or competitions?**

Yes! We offer additional opportunities through our competitive dance company, and occasionally have options for community performances. These are optional and based on instructor approval and availability.

- **Is dress rehearsal required for recital?**

Yes. Dress rehearsal is mandatory for all dancers participating in the recital. It allows dancers to become familiar with the stage, transitions, and costume changes, ensuring a confident and smooth performance. Missing dress rehearsal may affect your child's ability to participate in the show.

- **What are the drop-off and pick-up procedures?**

Dancers should arrive 5–10 minutes before class starts, dressed and ready to go. Parents of younger dancers should walk them into the studio. Please be prompt when picking up after class—especially in the evening, as our staff needs to clean and close the studio safely. We ask that older dancers wait inside the building until their ride arrives.

- **Can I leave my child at the studio between classes?**

Yes, if your child has back-to-back classes, they may remain in the lobby or designated student area. However, we ask that dancers bring water and snacks if needed and remain respectful of the space and others around them.

- **Can I speak to my child's teacher after class?**

We kindly ask that parents do not approach instructors immediately after class, as they often need to clean, prepare for the next group, or attend to other students. If you have questions or concerns, please email the studio or leave a message at the front desk, and we will schedule a time for the teacher to connect with you directly. We value open communication and want to ensure that conversations happen at a time when we can give you our full attention.

